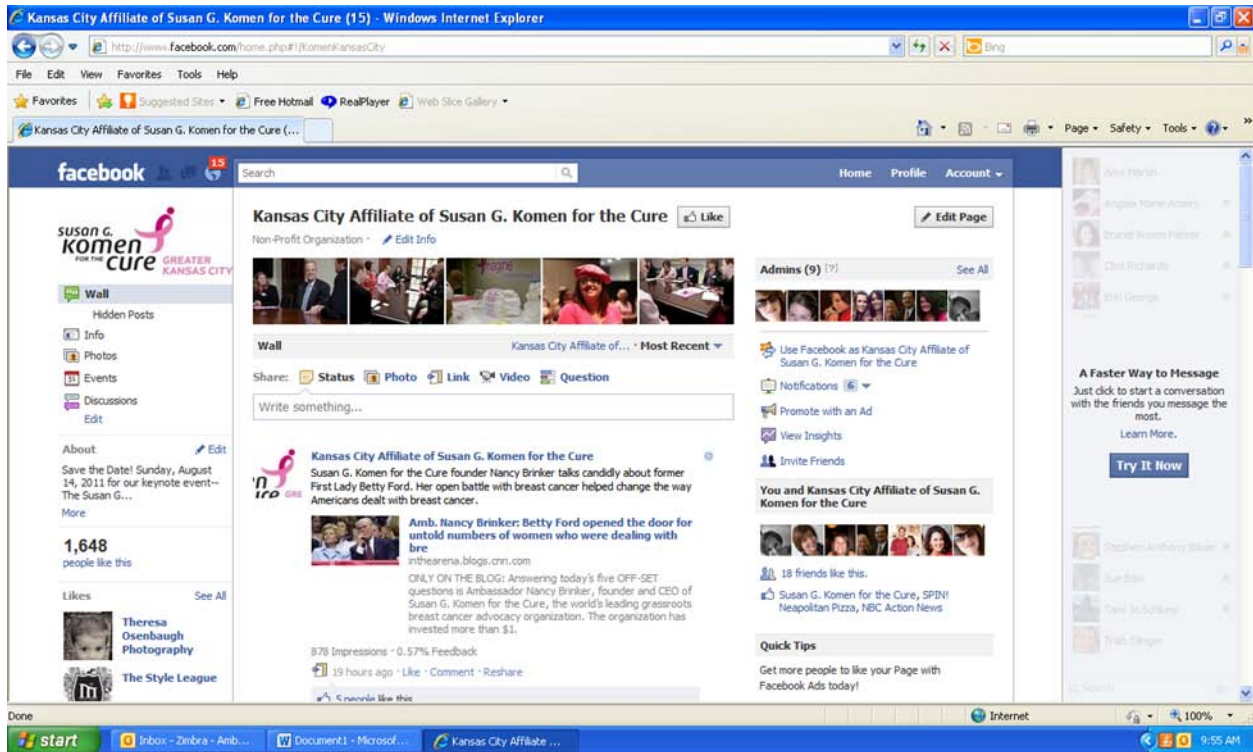


## How to use Facebook to fundraise?

1. Update your status picture to one of you in a previous Komen Race or a pink ribbon.
2. You can post updates on your Wall using you “Status Update Box” (this is the box that says “write something”). Your friends will see the status update on their “Newsfeed” to know what you are doing.



3. Did you know you can add a link to your message? Before you hit the “enter” button on your keyboard, just click on the “link” button above your status update box. Copy and paste your Participant Center URL (website link – see page 3 and 4 for instructions) in this box. When you hit enter, your friends will see your message as well as be able to link directly to your Participant Center to make a donation.

Possible Facebook status update:

I’m participating in the Susan G. Komen Kansas City Race for the Cure on August 14<sup>th</sup>.

I’m participating on the (insert team name) for the Komen Kansas City Race for the Cure on August 14<sup>th</sup>. Will you join my team? (Link to the page to your Team Page)

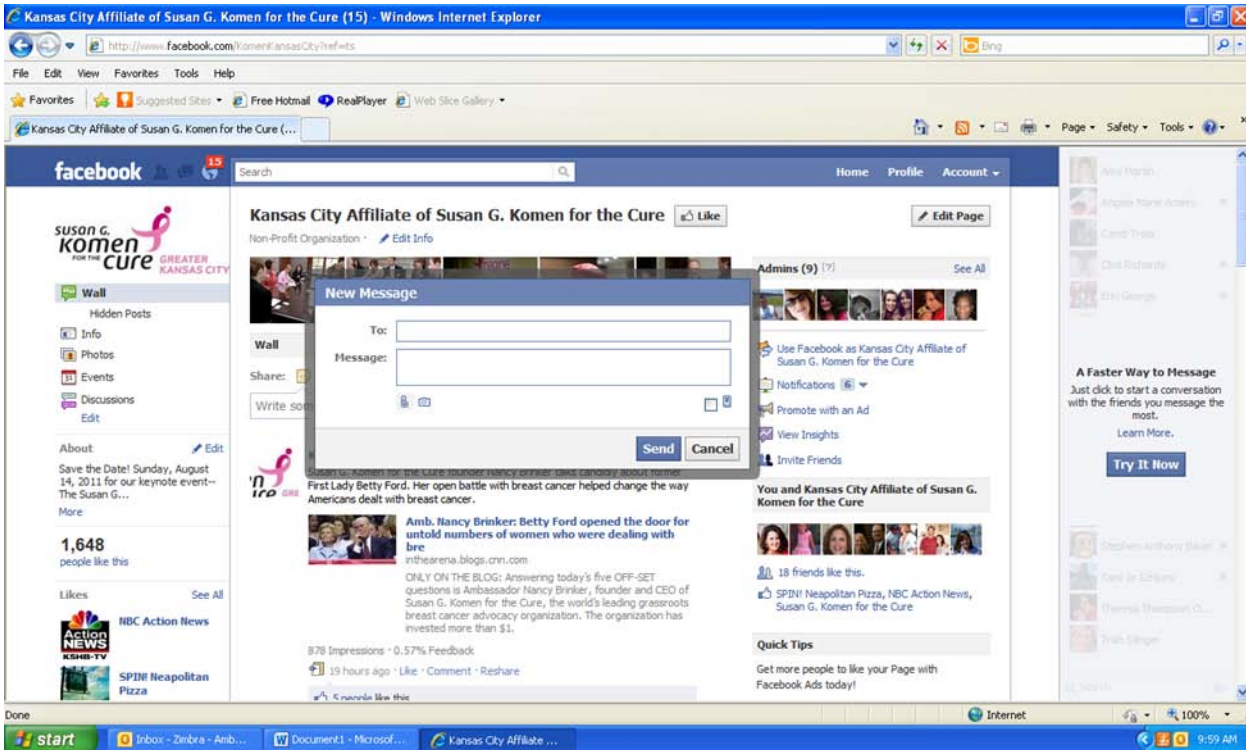
I recently accepted the challenge to raise funds to support the Greater Kansas City Affiliate of Susan G. Komen for the Cure in its efforts to END BREAST CANCER FOREVER. Will you help me? (Link the URL to make a donation to your page)

My (insert the name of someone you know who has had breast cancer) is a breast cancer survivor. I’m joining her (or him) in the fight by participating in Komen Kansas City’s Race for the Cure. Please join me in the fight by pledging in support of my participation in the Race or contributing generously to Komen for the Cure. (link to your Participant Center)

One in eight women will be diagnosed with breast cancer in her lifetime. Join me in the fight in help find a cure by making a donation today! (link to your Participant Center)

Early detection saves lives! Help me raise \$160 to fund a mammogram for someone who needs it. (link to your Participant Center)

- In the upper left hand corner next to the word Facebook, the middle button looks like two message bubbles. If you click on this button, a new message box will pop up. In the "To" box, type the names of any of your friends on Facebook. You can copy a message from your Participant Center into the "Message" box with a link to your Participant Center URL. Click the "Send" button and your friends can support your fundraising efforts.



Example of a possible message:

I recently accepted the challenge to raise funds to support the Komen Kansas City Race for the Cure® on Sunday, August 14th in the fight against breast cancer. One in eight women will be diagnosed with breast cancer in her lifetime and the more we raise, the more Susan G. Komen for the Cure® Greater Kansas City can give back to fund vital breast cancer education, screening and treatment programs in our own community and support of the search for a cure.

Please join me in the fight by pledging in support of my participation. Your tax-deductible contribution will fund breast cancer research and awareness programs for the underserved in our community.

It is easier than ever to support this great cause - you can make a donation online by simply clicking on this link (insert your Participant Center URL) Any amount that you can give will help! I truly appreciate your support and will keep you posted on my progress.

Thank you so much for your time and support in the fight against breast cancer!


(Insert your name)

## How do I link people to my Participant Center to make a donation?


1. Login into your Participant Center and send an email. The message will automatically generate links for people to join your team or make a donation.

## How do I find the link without logging in?

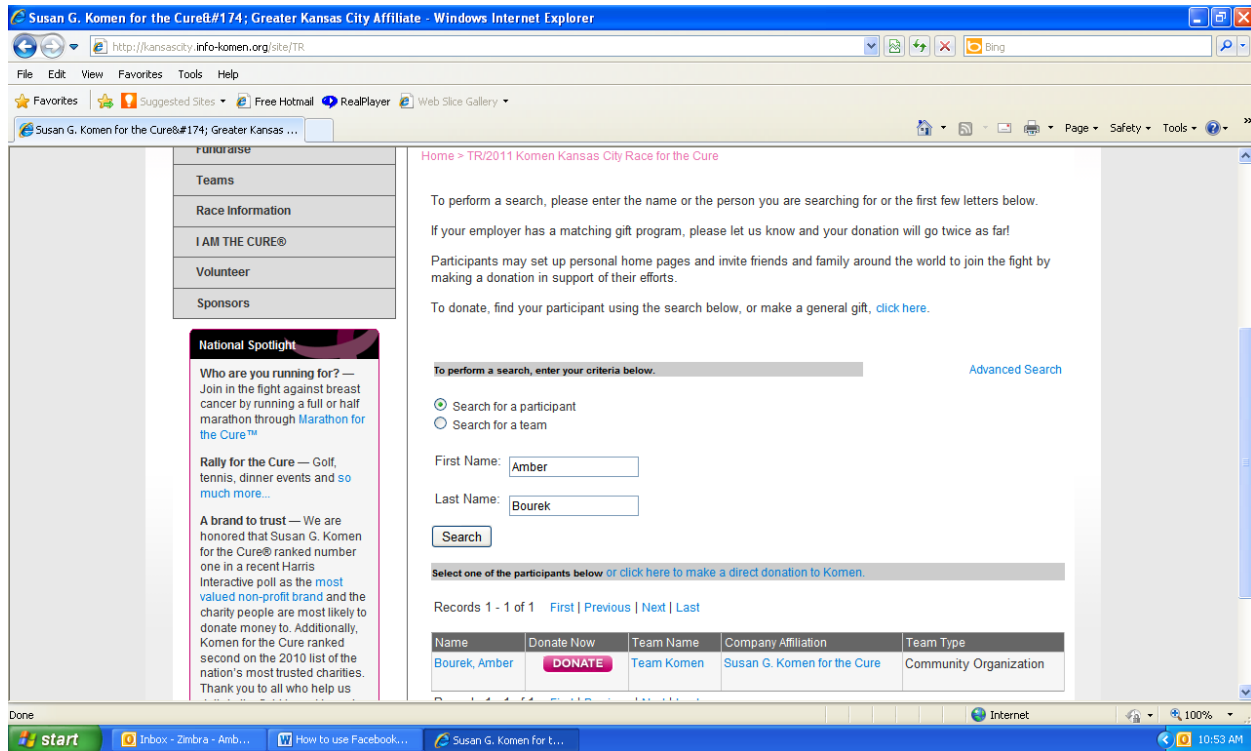
1. Go to [.komenkansascity.org](http://komenkansascity.org) . Click on the “Komen Race for the Cure” tab. Then click on the “Donate” tab.



2. Click on the “Donate to a Participant or a Team”.



- Click "Search for a participant" and type in your first and last name. Click on the "Search" button. Click on your name at the bottom of the page to see your Participant Center as your supporters will see it.



- At the very top of the page, the "http:kansascity....." is your URL. You can highlight, copy, and paste this into the "Link" section of your Facebook status update. When your Facebook friends click on that link, it will take them directly to your Participant Center to make a donation or join your team.

